

SHUTTLE BASEBALL®

BATTING TEE WORK WILL NEVER BE THE SAME!



Best Value

\$59.99 per box
(10-pack balls only)

Figure 1 - Learn to Keep the Barrel on Path Longer

Website: www.shuttlebaseball.com

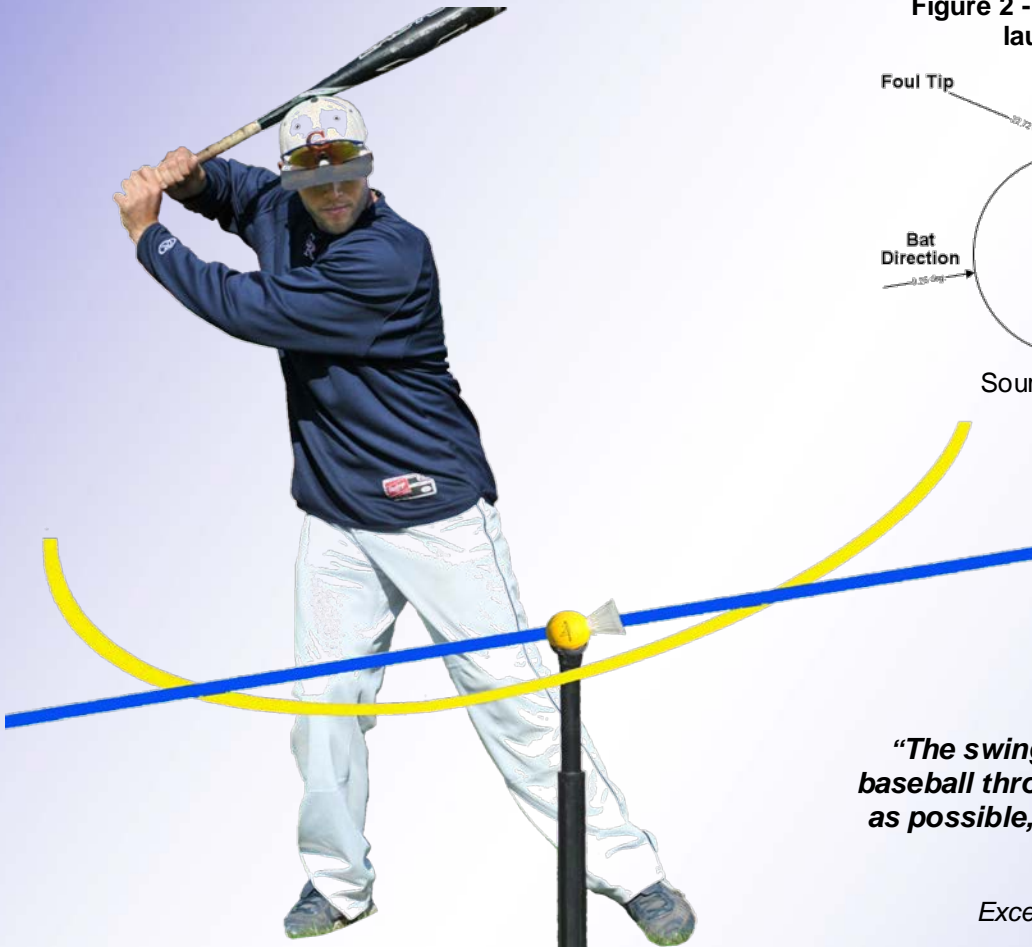
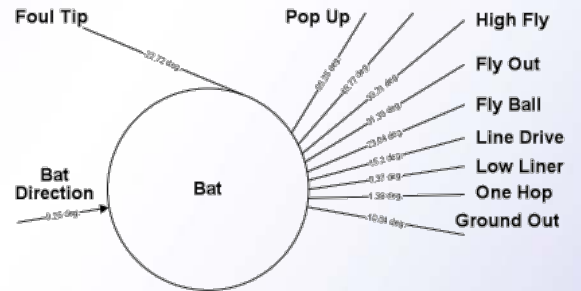


Figure 2 - Common outcomes for various launch angles and bat-ball offsets



Source: www.baseballprospectus.com



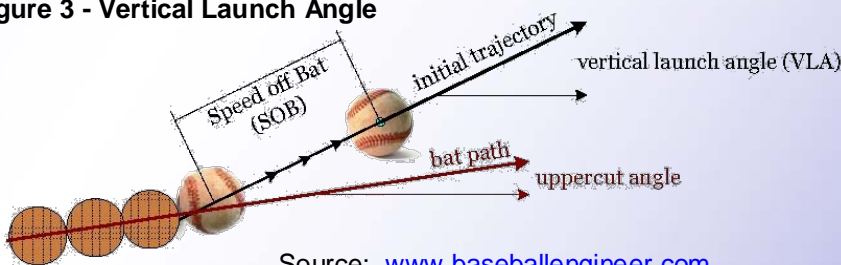
“The swing must match the path of the baseball thrown by the pitcher as closely as possible, and for as long as possible, to successfully hit the ball.”

Excerpt from www.beabetterhitter.com

WHY IT WORKS: Provides instant visual feedback, informing athlete and coach if the batted ball was hit solid off practice tee. Easy set-up, teaches through simple trial and error. Promotes rapid learning and good muscle memory. Helps youth-level batters learn an important concept- hitting in a big zone. The longer the sweet spot of the bat is on plane with the pitch, the greater the batter’s margin for error. This is the foundation of line drive swing mechanics.

HOW TO USE: Point the tail feathers at a slightly upward angle to mimic the desired bat attack angle, or swing path. When the Shuttle Baseball is hit perfectly square down the established target line, the tail will flip 180 degrees and dart away like a rocket. If the ball is mishit, the batter must adapt their swing to make it fly straight. Helps focus on intent.

Figure 3 - Vertical Launch Angle



Source: www.baseballengineer.com

Questions? (844) 733-5437



Please follow us on social media @
Twitter, Instagram & Facebook